



PTV DRIVE & ARRIVE

DA Analytics 2.1

RELEASE NOTES

Document information

Short title	Release Notes PTV DA Analytics
Version:	2.1
Author:	PTV AG
Release date:	Monday, 19 August 2019

Contents

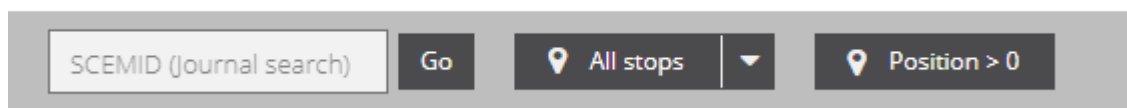
1	New Features.....	4
1.1	Searching for Tours.....	4
1.2	Chart Colors and Listing.....	5
1.3	Map View changes.....	6
	Bugfixes.....	7

1 New Features

The 2.1 Version is a major release improving the performance and the usability of DA Analytics

1.1 Searching for Tours

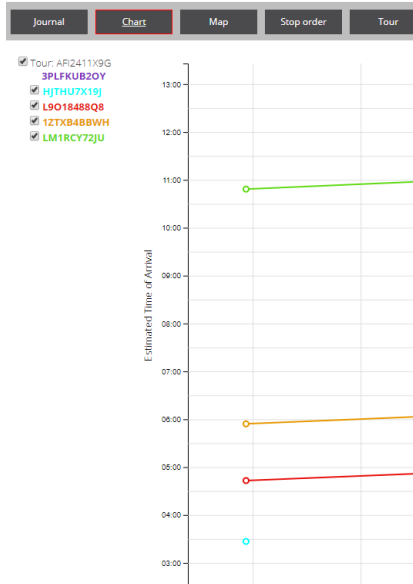
Searching for tours is now much faster and done incremental. You have to push now the <Go> Button to start searching



You can only search for complete Tour or Stop SCEMIDs

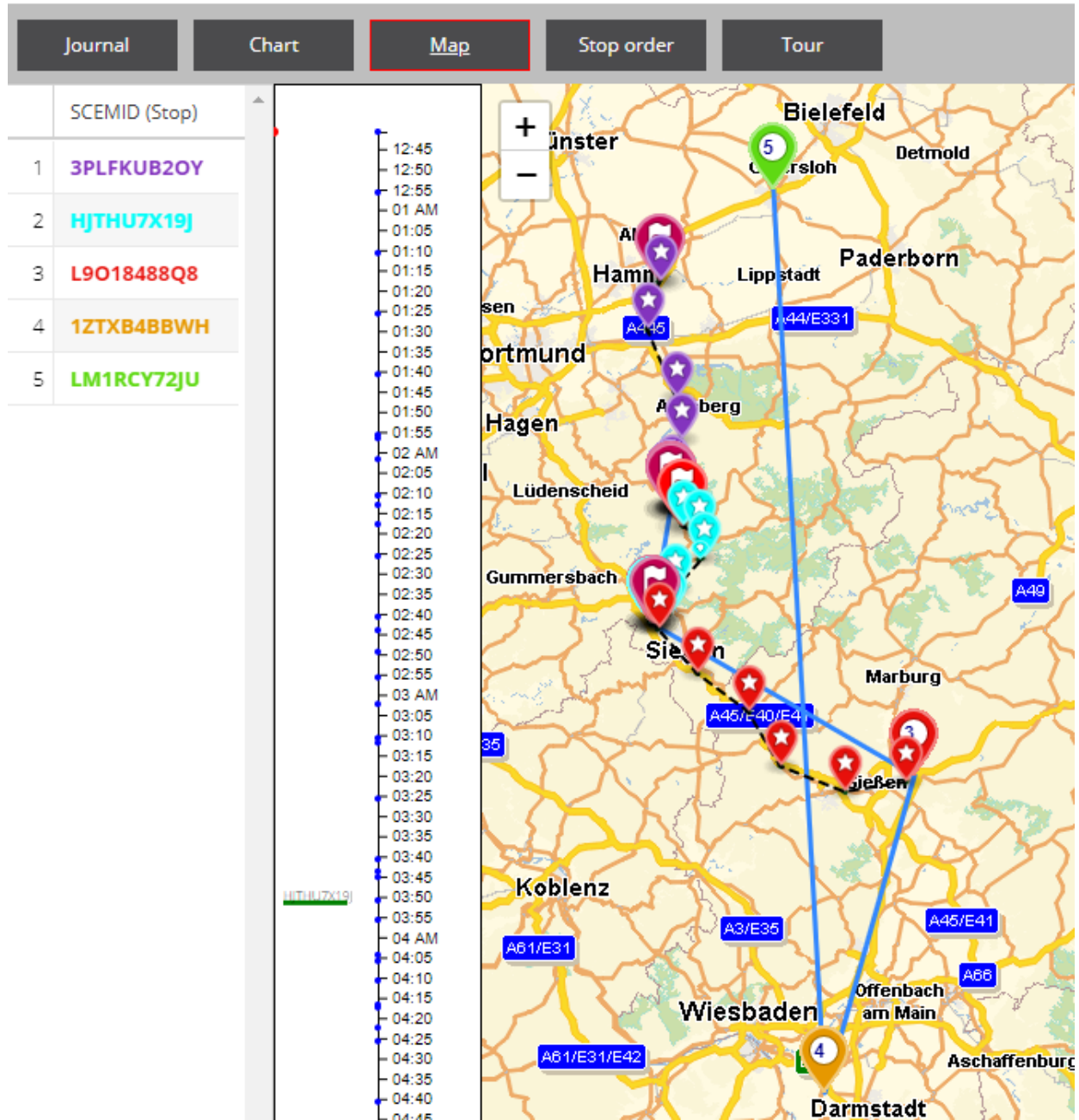
1.2 Chart Colors and Listing

In the chart now all stops are listed on the left side, even stops, no position has been send to. Stops are always listed first to last. If there was no position sent to a stop, the stop has no checkbox to switch it on/off



1.3 Map View changes

The order of stop sin the map and the colors of the stops are now exactly equal like in the chart

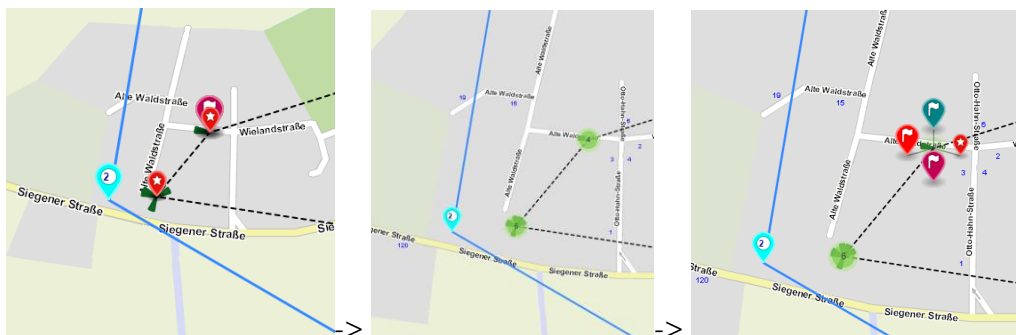


By clicking the layer selection in the top right border you can select the wanted Information



Labels of information items are by default off now, to provide a better overview and objects are not clustered

Even if items are not clustered, they will be clustered if you zoom in to make it clickable, and you can select all objects



Bugfixes

- We reduced the stop order list to reduce it by the last to columns as the geofence order method was more trustful than the alternative method, we offered there



the mind of movement

PTV GROUP

Haid-und-Neu-Str. 15
76131 Karlsruhe
Germany

www.ptvgroup.com